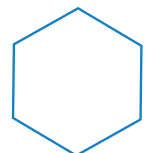

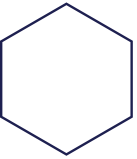


# WORKBENCH CATALOG

**F o r m a s p a c e 5 . 0 P r o d u c t s**



# Formaspace 5.0 Products

The 5.0 Product line includes Basix™, Bench Plus™, Benchmarx™ and offers a comprehensive lineup of modular workbench solutions designed to transform your workspace. This innovative system caters to diverse needs, whether you seek a basic, adaptable workstation, additional storage, or task-specific functionality. All 5.0 Products prioritize exceptional durability and seamless integration, crafted with premium materials to exceed industry standards.



## Basix™

Formaspace Basix™ industrial-strength benches are ideal for creating flexible workstations within open work environments. Engineered with the highest quality materials, Basix™ workbenches exceed industry standards in durability. This allows them to be used by multiple people for various purposes. Because Basix™ serves as the foundation for our standard product line, it can be easily retrofitted to Benchmarx™ or Bench Plus™ systems as your facility needs evolve. For a personalized Basix™ workstation, explore our [3D Design Tool](#) or [contact our Design Consultants](#) for further information.

## Bench Plus™

Bench Plus™ enhances the Basix™ workbench by incorporating a fixed shelf above the worksurface. Choose your materials from our standard surface options, powder coat colors, and accessories. This versatile solution is commonly utilized as reception desks and in sample processing labs. The addition of a convenient, easy-to-reach shelf for frequently used tools and supplies elevates your Basix™ setup to a Bench Plus™ configuration. Bench Plus™ is the ideal solution for moderate storage needs per workstation.



# Benchmarx™

Benchmarx™ stands out as our most popular workbench, renowned for its exceptional durability, task-specificity, and extensive range of modular, customizable options. Widely favored in electronics and chemical laboratory settings, as well as for repetitive task functions, Benchmarx™ tables offer versatility and reliability. This upper unit is designed to support accessories, shelves, and cabinets, catering to diverse workspace needs. Ideal for laboratory technicians focused on bench activities or industrial facilities seeking a comprehensive furniture solution to enhance productivity, Benchmarx™ seamlessly integrates into conveyor systems and accommodates specialized equipment. Its organizational features ensure frequently used materials are readily accessible. Many Benchmarx™ applications operate multiple shifts – when this bench includes an adjustable height component, your tallest and shortest employees can comfortably use the same workstation.

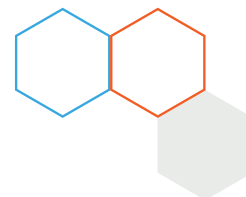


*Configure your own 5.0 Products in 3D online or contact us to get started on your furniture project.*

[Configure in 3D Online](#)

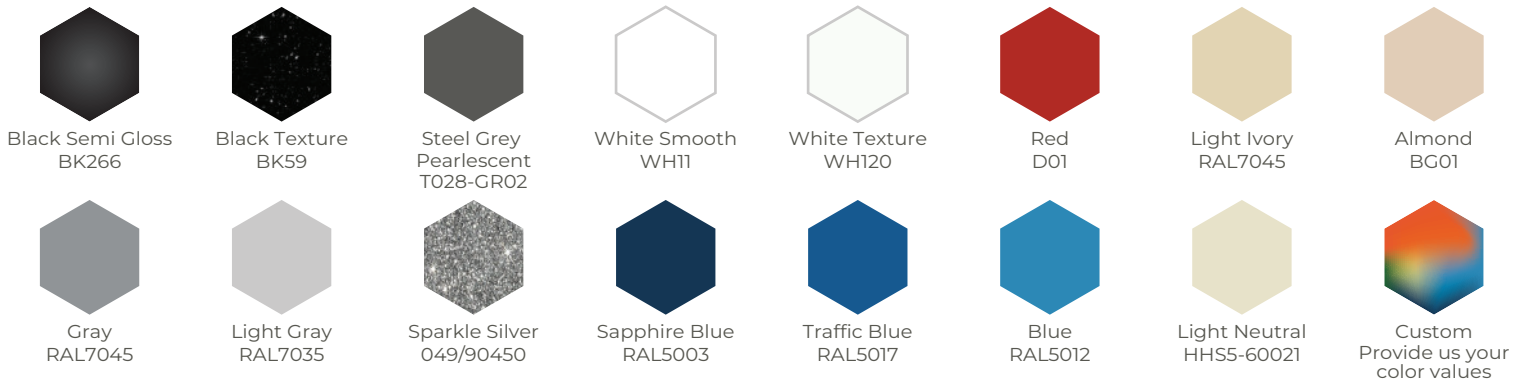


- Height adjustable
  - Manual hydraulic, automatic hydraulic, or adjustable legs
- Fully welded steel frame
  - Supports up to 1000 lbs (1.5" tubular steel) or 1500 lbs (2" tubular steel) weight capacity
- Wide range of accessories
  - Lower shelves, casters, monitor mounts, CPU brackets, power strips, cable management, grommets, and more
- Custom lab upgrades
  - Sinks, faucets, backsplash, eyewash stations, ESD kits, and more
- Quick lead times
  - Standard (in stock materials): 3 weeks
  - Modified (additional sizes and materials): 4-6 weeks
  - Custom (in collaboration with our design team): 10-12 weeks
- Versatile foot options
  - Levelers, casters, or anti-vibration solutions
- Extensive surface and color selection
  - 10 countertop options, including EDS, and 15 standard powder coat finish choices
- Made in Austin, TX since 1981



## Finishes

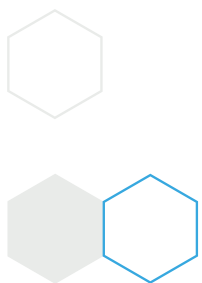
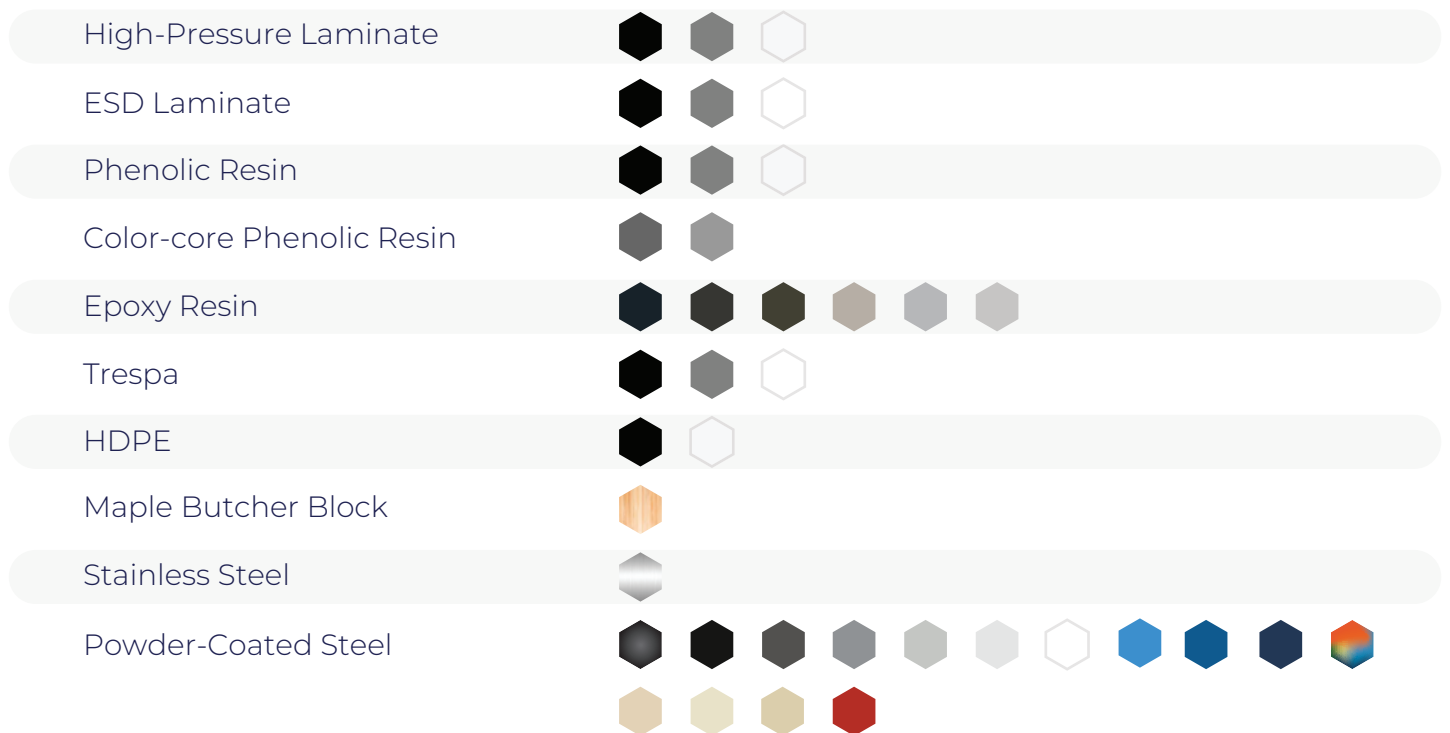
### Powder Coating Options for Frames



## Countertop Options

### Countertop

### Colors





 **FORMASPACE**

 800.251.1505

 [hello@formaspace.com](mailto:hello@formaspace.com)

 [formaspace.com](http://formaspace.com)

