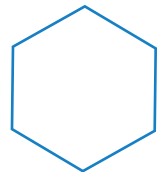


# FLX

## PRODUCT BROCHURE



# FLX

## Back-to-Back Services Bench



## Description

Formaspace FLX is a component welded, steel-framed lab bench that ships knock-down.

One of the most versatile and necessary pieces of equipment in a lab space is the work bench. A vital component for technicians, the FLX workbench is designed for integrated cooperation and collaboration between the desk spaces. The casework allows for maximum storage as well as the shelving above the desk.

The open shelving provides a harmonizing workflow and communication portal. The tops and frames of the FLX system can be customized with colors and materials, depending on lab needs. The tech bar can also include any features that the modern technician requires. Designed for life sciences, laboratories, research facilities and classrooms.

A 2nd user can be added with only the addition of a work surface and two legs. The FLX system will help reduce costs in both freight and installation while maximizing space & efficiency. Labs with FLX can be repurposed and reconfigured quickly & easily. Each user side is height adjustable individually.

## Product Highlights

- Ships KD for freight savings
- Easy services and wire management
  - Rear spreaders server services and wire management troughs
  - Pass through wire grommets incorporated
- Ease of routing service lines from above or below
  - Works perfectly with overhead service panels
  - Electrical cords can be hidden via rear 2 x 4 laser cut steel legs
- Laminate and steel cabinets available - both available in over 100 configurations
- Easily add 2nd user onto single bench with only an additional work surface and 2 legs
  - Sides are independently height adjustable
- Hanging pedestal files slide easily from left to right with no need to remove or re-hang
- Adjustable shelves
- Made in Austin, TX

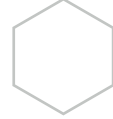


## Available Finishes

### Available Frame Colors



Black Sem-Gloss  
BK266



Steel Gray  
T028-GR02



Gray  
RAL7045



Light Gray  
RAL 7035

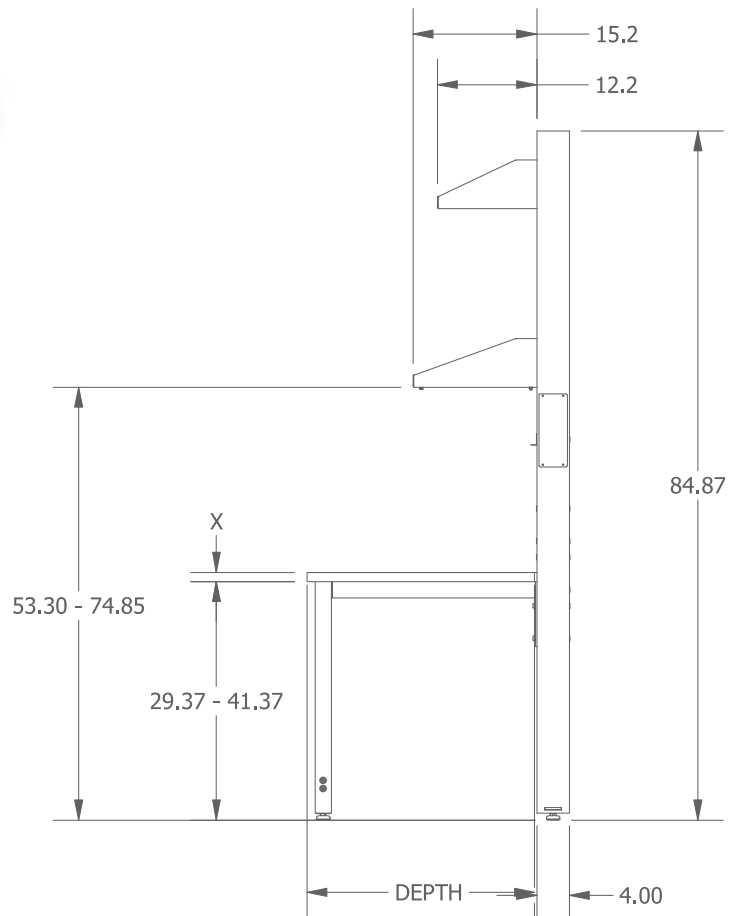
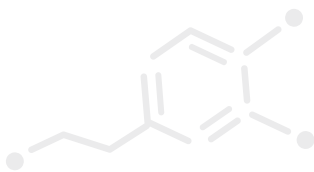


### Available Widths:

48", 60", 72", 84", 96"


### Available Depths:

30", 36"



## Surface Options

### Phenolic Resin Countertops



Black




Gray



White

### High Pressure Laminate



Black



Gray



White

### Stainless Steel Countertops



Stainless Steel

### Shelf Material Available:

HPL, LPL, Phenolic

### Epoxy Resin Countertops



Black



Gray



White

### ESD Laminate



Black



Gray



White



## Finishes & Accessories

### Standard Accessories Include

- 8, 12, 16, 24 plug power strips
- Electrical, plumbing, and 2 channel data power raceways
- Plumbing kit which includes gas valve, fittings, and 10ft hose that plugs into ceiling panel
- Standard adjustable leg kit
- Up to 4 gas types
- Ceiling panel





 **FORMASPACE**

 800.251.1505

 [design.consultant@formaspace.com](mailto:design.consultant@formaspace.com)

 [formaspace.com](http://formaspace.com)

